






Product Sheet

Part Number: JCNEF 24 N



Family	JEI insert series
Version	screw terminal connections
Series	JCNE - JNE
Product type	with female contacts
Type	with plate
Model	female insert
Reference standard	EN 61984 (2001-11)
Contact type	tinned
No. of poles	48 poles + \oplus (24 poles + \oplus , No. 25 - 48)
Voltage (V)	500V
Current (A)	16A (A.C./D.C.)
Wire section	0,5mm ² - 4mm ²
Awg size	20 - 12
Quality mark	    

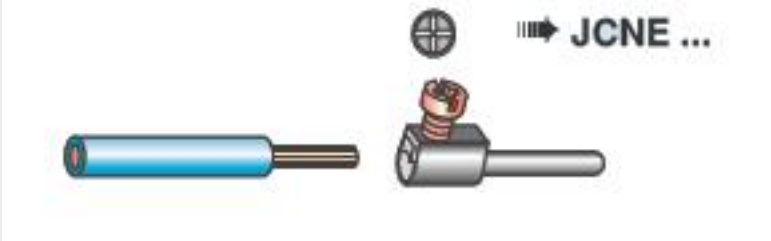

The information and the dimensions contained are not binding and may be changed without prior notice.
The drawing's dimensions are in mm.

IP degree of protection	IP20 degree of protection without enclosure, IP65/IP66 with enclosure (EN 60529)
Fixing centre distance	size "104.62" Double-size enclosures 104.62 accept two complementary inserts, order the standard insert and corresponding N insert for making the total polarity
Impulse withstand voltage	6kV

Pollution degree	3
-------------------------	---

Notes

- for non-prepared conductors
- inserts with plate for section conductors:
0.5 ÷ 4 mm² - AWG 20 ÷ 12
- conductors stripping length: 7 mm
- terminal screw torque: 0.5 Nm

JCNEF/M 24 N inserts

- characteristics according to EN 61984:
16A 500V 6kV 3
16A 400/690V 6kV 2
- rated voltage according to UL/CSA: 600V
- insulation resistance: > 10 GOhm
- ambient temperature limit: -40 °C ... +125 °C
- are made of self-extinguishing thermoplastic resin UL 94 V0
- mechanical life: > 200 cycles
- contact resistance: < 1 mOhm
- enclosures: size "104.62":
C-TYPE IP65/IP66
W-TYPE aggressive environments

The information and the dimensions contained are not binding and may be changed without prior notice.
The drawing's dimensions are in mm.